

# NEWSLETTER



Item	Page
Headmistress's Message .....	1
Hot Chocolate .....	2
Yr2 3D Shapes .....	2
Yr5 Binca Sewing .....	2
Oak-Tree Rugby .....	3
U11 Football .....	3
Guest Parent Speakers .....	4
Eco Council .....	4
William Morris Tiles .....	4
Merit Badges .....	5
Hot Chocolate Awards .....	5
Fun Maths .....	5
PSHE .....	6
Repeating Patterns .....	6
Tudor Houses .....	6
Gingerbread Man .....	7
Sun Trap .....	7
WWII Rationing .....	8
Science Awards .....	8
Animal Homes .....	9
Bird, Fish or Mammal .....	9
Time Outdoors .....	9
Lunar New Year .....	10
Yr 5 Jewish Studies .....	11
EFDM .....	11
FoCHS .....	12-13



## Headmistress's Message

Dear Parents / Carers

It's been a busy few weeks at the start of the term. We have had fantastic sporting results, most of the children have been out on trips, Year 5 learnt Binca, Year 4 had an Eco Camping trip, we saw the start of our first Eco Council and EYFS enjoyed their outdoor learning. Thank you to the Reception parents who gave up their time to inspire our children with your stories.

We look forward to our Easter Celebrations, more sporting fixtures, year group trips and hopefully some warmer weather.

I am always reminded how lucky we are to be working in a lovely school like this when I walk around and see the excitement in lessons.

Kind regards

Miss Barnard

## Hot Chocolate

Pupils enjoyed a well deserved hot chocolate and muffin with Miss Barnard. Hot Chocolate Fridays remain a popular event in the school calendar!



## Year 2 3D Shapes

Year 2 have been learning about 3D shapes and started to identify how many faces, edges and vertices each shape has. They did lots of mini whiteboard games and also learnt the difference between 2D and 3D shapes.




## Year 5 Binca Sewing

Year 5 loved learning the skills of Binca sewing!

Binca is an English (UK) trade name given to a form of embroidery canvas. It is an ideal fabric for those learning to sew or embroider, and is robust enough to not require the use of an embroidery hoop. Apart from being fun, embroidery sewing is a useful skill, and an ancient art, requiring concentration, fine motor skill control and creativity.

In just one lesson, children produced sample pieces of work with colourful patterns, while they experimented with different types of stitch.





## Oak-Tree Tag Rugby Tournament

On Monday 7 February Coopersale Hall School took part in the Oak-Tree Schools Mixed Tag Rugby Tournament, held at the Eton Manor Rugby Football Club in South Woodford. The A and B teams got off to a great start winning both of their first two matches. From this point on they never looked back, simply playing excellent tag rugby winning all of the matches played.

At the presentation, A Team and B Team were declared the winners of their respected tournaments. Well done everyone!



## ISA U11 Boys 5-A-Side Football Tournament

On Thursday 10 February Coopersale Hall School took part in the I.S.A. U11 5-A-Side Football Tournament, held at the Powerleague Centre in Mill Hill, London.

All of the teams were assigned a group of four other teams to play against to qualify for the final knock out stages of the tournament. We did not get off to a great start, not due to how we played but due to how excellent our opposition was. Gateway School, tournament winners by the end of the day, were in our group and played superb football to beat us 3-0. However, we knew that we could still qualify and set about putting together three brilliant wins and a draw. After all the points and goals for and against were counted up, we found out that we had failed to qualify as one of the top eight sides due to goal difference. I

t was time to pick ourselves up and get on with the knockout stages for the teams that had not qualified, perfectly named the Europa League. Well that lifted our spirits, we played brilliantly winning the Europa quarter final 2-0. Now it started to get serious, on we marched to the Europa semi-final and what a match it turned out to be. We took an early lead, then Trevor Roberts (the other school) equalised, we scored a second and then with thirty seconds to go they scored again to make it 2-2. Into extra time, all four minutes of it! Trevor Roberts scored again to make it 3-2, this time it was our turn to score with just a minute to go. 3-3 after extra time. We then found ourselves in a penalty shoot-out. Both teams were allowed three penalty kicks we lost 3-1 with one of our kicks left to take.

I can honestly say I was so proud of our team, they had battled away all day, playing some wonderful football. They were understandably disappointed, but I explained to them that it is not every school team that makes it to the Europa semi-finals, only to be knocked out on penalties. How fine are the margins in sport, goal difference and one penalty was all that stood between us and success. As always I would like to thank the pupils for their determination and effort, they really did themselves and the school proud.

### COOPERSALE HALL 5-A-SIDE TEAM

Nigel, Kaiser (goalkeeper), Oliver B, Ewan C (Sports Captain), Oliver T, Daniel W and Lucas.

**Mr A. Robinson**  
P.E. Teacher

## Guest Parent Speakers

Pupils had a very special visit from two guest parent speakers, Mr Loizos an osteopath, and Mr Ayim MBE. Both parents spoke to the children about how they help others in their jobs and roles within the community as a link to the topic 'people who help us'.



## Eco Council

SLT had a tough job choosing the new Eco Council. The children had to design posters to show their understanding of how we can look after the planet in a better way.

The creativity the children showed was amazing and the task of choosing the winners was almost impossible.



Congratulations to the new Eco Council!



## William Morris Tiles

Year 6 have been designing and glazing tiles in the style of the famous designer William Morris. We can't wait to see the finished results!

Merit Badges	W/E 4.2.22	W/E 11.2.22
Reception G	Violet	Grace
Reception M	Olivia	Maddox
Reception S	Robyn	Whole Class
Year 1 C	Evelyn	N/A
Year 1 H	Luke	Grace
Year 2 S	Fred	Whole Class
Year 2 C	Lila	Theo
Year 3 G	Whole Class	Whole Class
Year 3 B	Whole Class	Eva
Year 4 G	Georgina	N/A
Year 4 B	Skye	N/A
Year 5 N	Atila	Alexander
Year 5 B	Andres	Evie
Year 6 L	Olivia & Sophie	Leila
Year 6 H	N/A	Whole Class

Hot Chocolate Awards	W/E 11.2.22
Reception G	Arthur
Reception S	Louis
Reception GM	Ula
Year 1 C	Scarlett
Year 1 H	Dustie
Year 2 C	Reeva
Year 2 Z	Zaha
Year 3 B	Amari
Year 3 G	George
Year 4 B	N/A
Year 4 G	N/A
Year 5 N	Alexander
Year 5 B	Isabelle
Year 6 H	N/A
Year 6 L	Gemma

## Fun Maths!

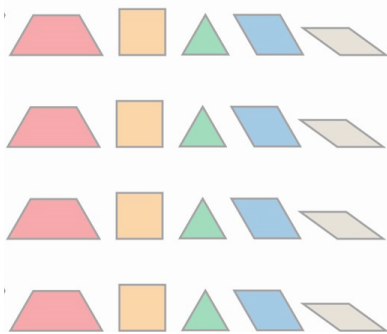
Maths is more fun with food! Year 1 Crick demonstrated excellent multiplication skills using Cheerios.





## PSHE

Year 2 learnt how to work well in a team in their recent PSHE lesson. Some groups had to learn 1-10 in French and Mandarin and the other group learnt the macarena dance!



## Repeating Patterns

Upper Kindergarten C have been learning about Repeating Patterns. Having made their own patterns using buttons and cubes in the classroom, they then went searching for repeating patterns around the school.

## Tudor Houses

The Days of the Tudors are continuing to be explored by Year 5 through many different mediums.

During Art, they made Tudor houses in clay and glazed them using colours that they felt were in keeping with this period. The children also thought about the features that these homes would have had. They considered whether they wished their pieces to include a thatched roof and/or a wooden beam. Their teachers were very impressed by the lovely houses that they created and also were proud of how they worked together to ensure that they kept the art room tidy after using it.





## Year 1 Learn The Story Of The Gingerbread Man

Year 1 went to Barleylands farm on a trip to learn about the story of the Gingerbread man.

The children gathered around the table to learn about all the ingredients used to make gingerbread men, before making their own. They decorated the biscuits with buttons and smiley faces then laid them on the tray ready for the oven. Some of the biscuits turned into funny shapes but they definitely tasted delicious!

Next they enjoyed a tractor ride, then a picnic lunch before feeding the animals.

It was a wonderful day out where the children learnt so much and had lots of fun.



## SunTrap Stay 2022


Year 4 had a wonderful time camping in pods at SunTrap Centre near Epping Forest. They are learning about climate change and how to take climate action.

Pupils set out exploring the forest wrapped up in their winter gear, played eco games, roasted marshmallows over the fire and had a go on the adventure play.



## WWII Rationing

The children in Year 3 were set a challenge to make war time ration recipes as part of their topic on World War 2. They thoroughly enjoyed making Eggless Sponge and Bread Pudding and were surprised that they actually enjoyed eating them!



Science Awards	W/C 3.1.22	W/C 10.1.22	W/C 17.1.22	W/C 24.1.22	W/C 31.1.22	W/C 7.2.22
Year 1C	-	Tommy	Tate	Phoebe-Faith	-	Scarlett
Year 1H	Marion	Rocco	Isabelle	Grace	-	Harry
Year 2C	Annabelle	Robyn	Beatrice	Nicholas	Whole Class	Annie
Year 2Z	Alex	Florence	Margaux	Alexander	Whole Class	Margaux
Year 3B	Emilia	Eva	Albie M	Saskia	-	Grayson
Year 3G	India	Richard	Luca	Henry	-	Oliver
Year 4B	-	Defne	Gregor	Abigail	-	Skye
Year 4G	Donald	Poppy	Tommy	Harry	-	-
Year 5N	-	Jessica	Clara	Atilla	Lucas, Noah, Francesca	Francesca
Year 5B	-	Roman	James	Sofia	-	Maxwell
Year 6H	-	Joseph	Ethan	Luke	-	Noah
Year 6L	-	Oliver T	Alina	Sophie	-	Oliver B



## Animal Homes

Upper Kindergarten have been looking to see how many animal homes they could find around the school grounds. There were mole holes, worm mounds, a very large nest and what looked like a squirrel drey. They have also been looking out for the cheeky robin that comes and visits every day!



## Bird, Fish or Mammal?

For their topic on Animals the children in UKC have been working together to sort pictures of animals into their special groups. The children discussed what is special about birds, fish and mammals before placing the pictures on the correct circle.



## Valentines Cards

Upper Kindergarten made beautiful Valentines cards for their family and friends by using their hand prints to make flower pictures for the front. They look beautiful!

## Time Outdoors

Lower Kindergarten love putting on their wellies and coats and heading outside in the school grounds no matter the weather!



## Lunar New Year Celebrations



Pupils love learning about different cultural/religious celebrations throughout the year, immersing themselves in the traditions and food.

Tuesday 1 February marked the Lunar New Year celebrated by many Asian countries. The kitchen team put on a Chinese feast for the children to enjoy at lunchtime, complete with garlands and lanterns festooning the hall.



Upper Kindergarten learnt all about the Zodiac signs and animals of the Chinese Calendar during their Yoga lesson. They practised the snake pose and the downward dog, which are both animals in the Calendar.



The children had the opportunity to try delicious traditional food like prawn crackers and noodles, they even had a go at using chopsticks!

They all loved the taste of the food but it might take a little while to master the utensils!

Finally they made lovely dragon masks to take home.



## Getting Social

Click the images to visit our social media sites.





## Year 5 Learn About The Jewish Religion

Year 5 were delighted to learn more about the Jewish religion when Mrs George came into the classroom. She brought with her some important symbols of their faith and explained their significance.

The children learnt about the Hebrew alphabet, the Kippah and the Torah.

They even got to try on a Tallit, which is a shawl that has 615 strings and knots which signify the number of commandments of the Torah.

### Epping Forest District Museum

Year 3 has an excellent day at the Epping Forest District museum. The children got the opportunity to touch and investigate war time objects, they particularly enjoyed trying on the gas masks!



Mrs George also brought in a musical instrument called a Shofar, which is a rams horn which is blown. She explained that it was used during Rosh Hashanah, the Jewish New Year, a time that commemorates the creation of the world. This festival is also known as the Day of Judgement, the Day of the Sounding of the Shofar, and the Day of Remembrance. Over the two days of Rosh Hashanah there are special services at the synagogue where the Shofar is a part of. The sound of the Shofar makes a loud piercing sound like a trumpet and reminds Jews of God's great power. People also eat slices of apples dipped in honey. This is a way of wishing each other a sweet and happy New Year.

The children were keen to ask questions and their discussion was lively and interesting. To finish off their lesson they all shared some bread and juice together; just as Jewish families would to commence the Sabbath.

## FoCHS Update: February 2022

### Events

We had a wonderful turnout to our first event of the Spring term; a magic and puppet show for all the Reception children, courtesy of 'Major Magic'. David, the magician, and his puppet dog were a huge hit with the children and they all enjoyed receiving a 'magic pack' each to take home after the show so they could do their own tricks!



This half term, our FoCHS volunteers will be busy preparing the ever-popular Easter baskets to go on display as prizes for the Easter Raffle. We are also very much looking forward to hosting entertainer Joe Banana for some after-school fun and games with Years 1 and 2 on Friday 11<sup>th</sup> March (3:15-4:20pm). Details of how to order tickets for these events will follow shortly.

### Nearly-New Uniform

Please note that we will soon be returning to the system where you hand your order form in to the school office, rather than emailing it to us. The order form is currently being updated and you will be notified when it is ready for use. In the meantime, please do not email any order forms to us as we are no longer able to process them. If you have any queries, please do speak to your class rep (shown below).

### Easyfundraising

Sign up to easyfundraising and you can make a donation to FoCHS every time you shop online, at no extra charge. Hundreds of retailers make donations and it is simple to sign up: <https://www.easyfundraising.org.uk/causes/fochs>.

### Amazon Smile

We have also recently set up another easy way to donate to FoCHS every time you shop with Amazon, via Amazon Smile. Amazon Smile is the same Amazon you know with the same products, prices and service.

Simply log-in to your Amazon account via the website <http://www.smile.amazon.co.uk> choose Friends of Coopersale Hall School as your charitable organisation and Amazon will donate 0.5% of the net purchase price of your order (excluding VAT, returns and shipping fees) to FoCHS. There is no additional cost to you for this donation. If you use the Amazon Shopping app, you can turn on Amazon Smile by going to "Settings" in the main menu and following the on-screen instructions.



## Get in touch

If you are interested in getting involved this year, have some ideas, or if you simply have a question, we would very much like to hear from you. Here's how you can get in touch:

Each year group has at least one FoCHS rep. The easiest way to get in touch is to message your year or class rep on WhatsApp:

LK – Susan Tetherton;  
UK – Stacey Cummins;  
Reception – Nickie Futter and Lydia Chklar;  
Yr 1 – Rachel Concadoro;  
Yr 2 – Nicola Wiley and Victoria Moyses;  
Yr 3 – Rachel Concadoro;  
Yr 4 – Sarah Cook;  
Yr 5 – Nickie Futter and Jess Lancaster;  
Yr 6 – Susan Tetherton and Linda Biggs

You can also email us at [FoCHS@coopersalehallschool.co.uk](mailto:FoCHS@coopersalehallschool.co.uk) or speak to any members of the committee:

Susan Tetherton (Chair)  
Victoria Moyses (Treasurer)  
Nickie Futter (Secretary)  
Linda Biggs  
Lydia Chklar  
Sarah Shirley  
Sarah Cook  
Louisa Richards  
Stacey Cummins  
Julia Fahri

You can also check out our page on the school website: <https://www.coopersalehallschool.co.uk/parents-pupils/parents-association/>

